


Créer un compte

Ouvrir Gazelle Test Management

- Utiliser le compte interop@nomdesociete.com pour accéder à la plateforme Gazelle Interop'Santé
- Sélectionner Gazelle Test Management

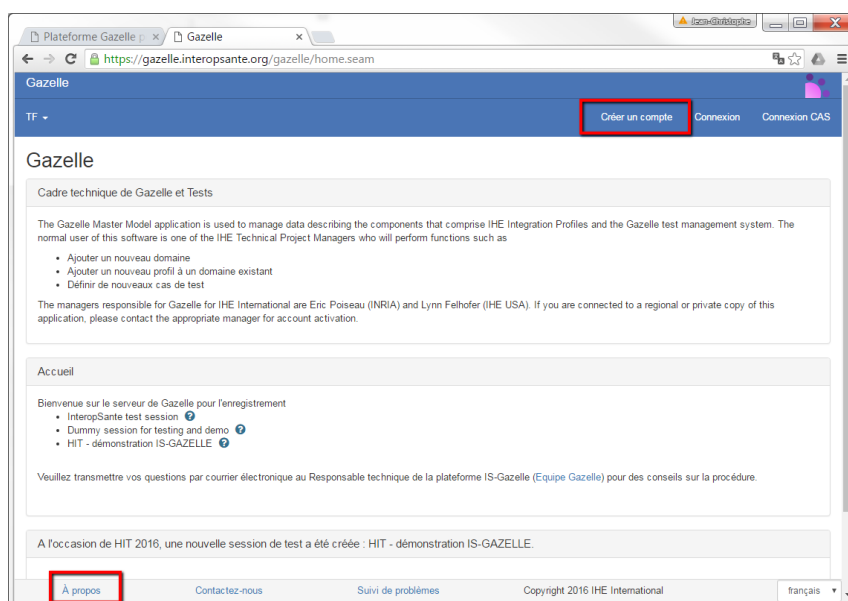


The screenshot shows the 'Plateforme Gazelle' interface. At the top, there is a header with the 'Interop Santé' logo and the text 'Plateforme Gazelle'. Below this, the section 'Access tools' contains a table with two columns: 'Tools' and 'Description'. The first row of the table, 'Gazelle Test Management', is highlighted with a red border. The other tools listed are EVSCient, Proxy, Assertion Manager, Patient Manager, Gazelle HL7 Validator, Demographic Data Server, SVS Simulator, and Schematron Validator.

Tools	Description
Gazelle Test Management	Gestion du connectation, cadre technique IHE, plans de test
EVSCient	Portail pour les services de validation
Proxy	Outil de capture de messages
Assertion Manager	Gestion des exigences
Patient Manager	Simulateur pour les acteurs du profil PAM
Gazelle HL7 Validator	Validation de la conformité des messages HL7v2.x et HL7v3
Demographic Data Server	Génération de données démographiques
SVS Simulator	Simulateur pour le profil SVS et jeux de valeurs pour les simulateurs
Schematron Validator	Validation à base de schémas pour documents/messages XML

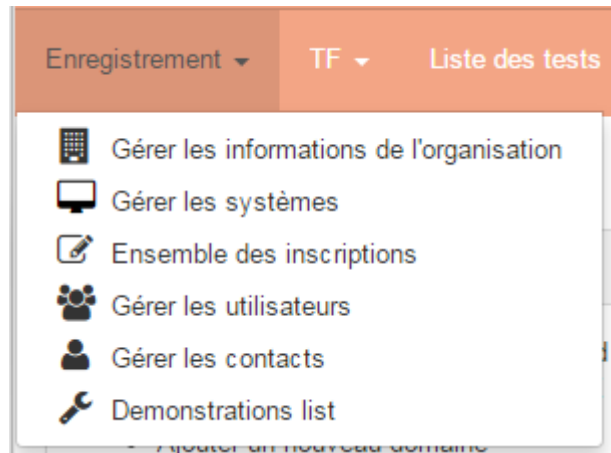
Créer un compte

- Plusieurs comptes peuvent être associés à un adhérent. Le premier compte créé est administrateur. Il peut y avoir plusieurs administrateurs et les administrateurs peuvent changer.

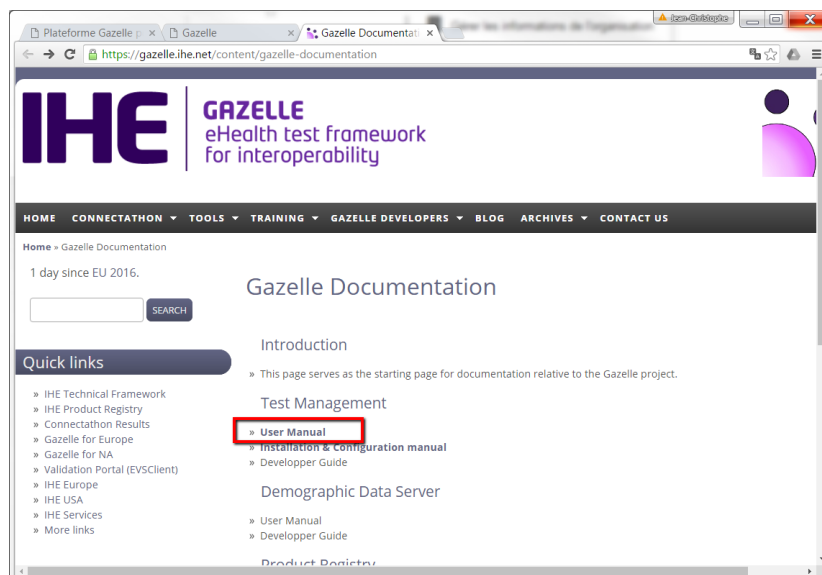


The screenshot shows the homepage of the Gazelle platform. The browser address bar shows 'https://gazelle.interopsante.org/gazelle/home.seam'. The page has a blue header with the 'Gazelle' logo and navigation links: 'TF', 'Créer un compte', 'Connexion', and 'Connexion CAS'. The 'Créer un compte' button is highlighted with a red box. The main content area includes a section titled 'Cadre technique de Gazelle et Tests' with a description of the system and a list of functions: 'Ajouter un nouveau domaine', 'Ajouter un nouveau profil à un domaine existant', and 'Définir de nouveaux cas de test'. Below this is an 'Accueil' section with a welcome message and links to 'InteropSanté test session', 'Dummy session for testing and demo', and 'HIT - démonstration IS-GAZELLE'. At the bottom, there is a footer with a 'À propos' link highlighted in a red box, along with 'Contactez-nous', 'Suivi de problèmes', 'Copyright 2016 IHE International', and a language selector set to 'français'.

- Le compte administrateur permet de renseigner les informations de l'organisation à laquelle il appartient, les utilisateurs et les contacts. Il permet de gérer les systèmes à tester par rapport à une session de test particulière. En d'autres termes, les systèmes doivent être déclarés pour chaque session de test.



- La documentation (en anglais) pour gérer les comptes est accessible via « A propos » en bas de page.





2 days since EU 2016.

 SEARCH

Gazelle Test Management User Manual

This page indexes the different links to the user manual for the Gazelle Test Management application.

Gazelle User guides

- » Gazelle Test Bed General Information
- » TM - Test Management
- » Gazelle Test Management Feature List
- » Test Management Components
- » Gazelle Test Management User Manual
 - » Basic Terminology
 - » Registration Process
 - » Testing Session
 - » Pre-Connectathon Testing
 - » Sample Sharing
 - » System Configuration
 - » Connectathon Testing
 - » Internet Testing
 - » Usage of Connectathon and PreConnectathon and

- » Basic Terminology
- » **Registration Process**
- » Testing Session
- » Pre-Connectathon Testing
- » Sample Sharing
- » System Configuration
- » Connectathon Testing
- » Internet Testing
- » Usage of Connectathon and PreConnectathon presets
- » Systems Management
- » Test Specification

3 days since EU 2016.

 SEARCH

Registration Process

In this section we present how to register a system into the Gazelle Test Management application. Gazelle calls a system application to be tested. Others call it an SUT (or system under test).

When registering a system into the Gazelle Test Management Application the user defines the list of Actors / Profile / Profile Options that the system supports and that he/she would like to test.

Registration is required for participating to a test session.

A user may wish to register a single system into the Gazelle Test Management Application, and have this system participate in multiple testing sessions. If this is the case, the list of Actors / Profile / Profile Options that the system supports are identified in the session the system is taking part to.

If a user wishes to test different Actors / Profile / Profile Options combination in different testing sessions then he/she needs to register different systems.

Gazelle User guides

- » Gazelle Test Bed General Information
- » TM - Test Management
- » Gazelle Test Management Feature List
- » Test Management Components
- » Gazelle Test Management User Manual
 - » Basic Terminology
 - » **Registration Process**
 - » Registration concepts
 - » Registering and managing users for an organization
 - » Registering an organization
 - » Contacts Management
 - » Register Participants to Testing Session
 - » Registering and managing system for an organization
 - » Generation of the contract
 - » User Preferences
 - » Testing Session
 - » Pre-Connectathon Testing
 - » Sample Sharing
 - » System Configuration
 - » Connectathon Testing
 - » Internet Testing
 - » Usage of Connectathon and PreConnectathon presets
 - » Systems Management
 - » Test Specification
- » Gazelle Test Management Administration Guide

- » Registration concepts
- » Registering and managing users for an organization
- » Registering an organization
- » Contacts Management
- » Register Participants to Testing Session
- » Registering and managing system for an organization
- » Generation of the contract
- » User Preferences